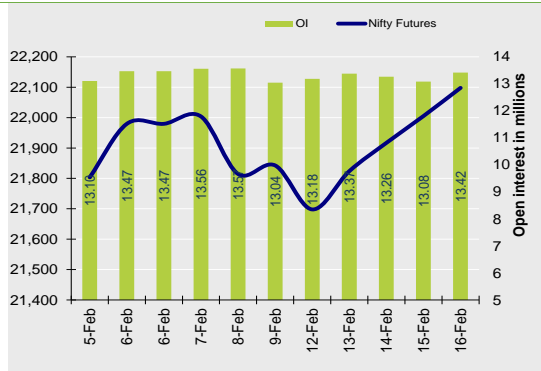


**Nifty Snapshot**

	Close	Prv Cl.	Ab chg	% chg
<b>Spot</b>	22,040.70	21,910.75	129.95	0.59
<b>Futures</b>	22,097.80	22,005.05	92.75	0.42
<b>OI(ml shr)</b>	13.42	13.08	0.33	2.54
<b>Vol (lots)</b>	126450	181960	-55510	-30.51
<b>COC</b>	57.10	94.30	-37.20	-39.4
<b>PCR-OI</b>	1.24	1.07	0.17	16.4

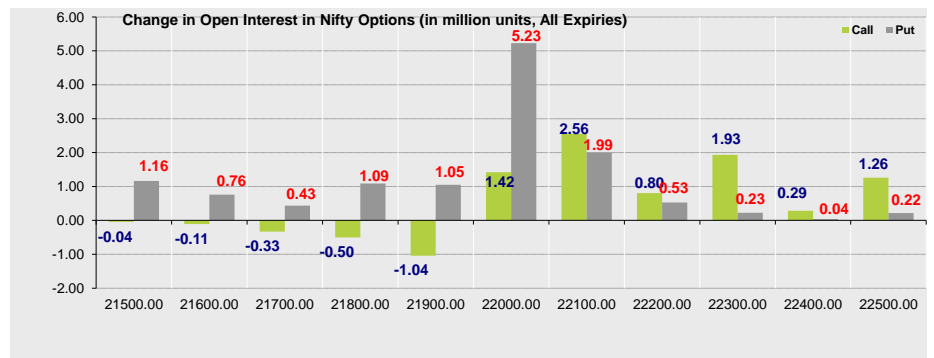
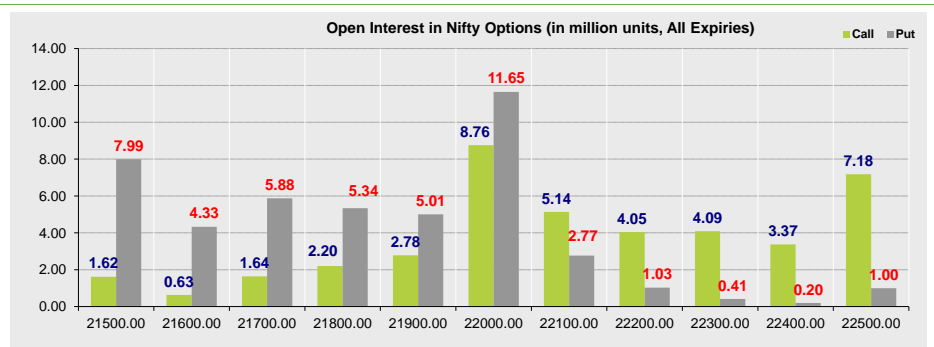
**Nifty Futures Price v/s OI**



**Summary**

- Indian markets closed on a positive note where buying was mainly seen in Automobiles, IT and Pharmaceutical Sectors. Nifty Feb Futures closed at 22097.80 (up 92.75 points) at a premium of 57.10 pts to spot.
- FII's were net buyers in Cash to the tune of 253.28 Cr and were net buyers in index futures to the tune of 639.97 Cr.
- India VIX decreased by 0.01% to close at 15.22 touching an intraday high of 15.55.

**Open Interest in Nifty Options:**



- The above second chart shows previous trading day's change in Nifty options where Addition in OI were seen in 21900, 22000, 22100 strike Puts and at 22300, 22200, 22100, strike Calls indicating market is likely to remain positive in the near term.
- Highest OI build-up is seen at 22000 strike Calls and 22000 strike Puts, to the tune of 8.76mn and 11.65mn respectively.

**Outlook on Nifty:**

**Index is likely to open on a positive note today and is likely to remain positive during the day.**

**Institutional Activity in previous trading session**

(in Rs cr.)	Buy	Sell	Net
Index Futures	3538.76	2898.79	639.97
Index Options	1171455.80	1176953.24	-5497.44
Stock Futures	25039.74	23780.09	1259.65
Stock Options	46600.50	46449.65	150.85
FII Cash	13,802.04	13,548.76	253.28
DII Cash	12,165.87	10,594.87	1,571.00

**Net FII Activity (in Rs cr.)**

Date	Idx Fut	Stk Fut	Idx Opt	Cash
16-Feb	640.0	1259.7	-5497.4	253
15-Feb	492.2	-1779.9	-77452.8	-3064
14-Feb	-87.3	-644.9	40819.3	-3930
13-Feb	345.6	2507.6	-7492.7	376
12-Feb	-125.7	1605.9	-12112.6	127
9-Feb	656.7	-2172.9	-6381.0	142

**Technical Pivot (Intraday):**

	S2	S1	PIVOT	R1	R2
NIFTY	21990	22045	22090	22145	22195
BANKNIFTY	46045	46275	46580	46810	47115

(Price is in Rs; OI is in million units; Price chg and OI chg are in percentage) **NB RESEARCH**

**Fresh Longs seen in:**

Scrp	Price	Price chg	OI	OI Chg
NATIONALUM	161.1	3.1	90.1	25.4
METROPOLIS	1786.2	4.4	1.3	14.6
MPHASIS	2812.2	3.5	3.6	13.1

**Fresh Shorts seen in:**

Scrp	Price	Price chg	OI	OI Chg
GUJGASLTD	543.3	-6.9	8.9	34.3
COROMANDEL	1093.3	-1.2	1.5	11.6
AUBANK	584.2	-0.1	23.9	3.3

**Short Covering seen in:**

Scrp	Price	Price chg	OI	OI Chg
M&M	1839.0	3.7	13.9	-7.0
TRENT	4025.7	1.7	2.8	-5.2
MARICO	524.1	0.0	10.4	-5.1

**Long Unwinding seen in:**

Scrp	Price	Price chg	OI	OI Chg
CANBK	586.2	-0.4	53.6	-6.4
ICICIGI	1647.0	-0.6	3.0	-4.0
MCDOWELL-N	1127.1	-1.7	6.8	-3.0

NIFTY50 Options OI (CE OI = Resistance) (PE OI = Support)			
Symbol	Highest CE OI	Highest PE OI	CMP
ADANIPTS	1300	1200	1312
ADANIENT	3200	3200	3241
ASIANPAINT	3000	2900	3011
AXISBANK	1100	1000	1072
BAJAJ-AUTO	9000	7500	8301
BAJAJFINSV	1700	1500	1580
BAJFINANCE	7000	6500	6644
BHARTIARTL	1200	1100	1123
BPCL	700	600	657
BRITANNIA	5200	4700	4933
CIPLA	1500	1300	1441
COALINDIA	500	400	475
DIVISLAB	3800	3500	3744
DRREDDY	6300	6100	6313
EICHERMOT	4000	3700	3944
GRASIM	2200	2000	2111
HCLTECH	1700	1600	1673
HDFCBANK	1500	1400	1424
HDFCLIFE	600	580	595
HEROMOTOCO	4800	4800	4898
HINDALCO	600	500	517
HINDUNILVR	2500	2500	2380
ICICIBANK	1030	1000	1025
ITC	450	400	406
INDUSINDBK	1600	1600	1495

NIFTY50 Options OI (CE OI = Resistance) ( PE OI = Support)			
Symbol	Highest CE OI	Highest PE OI	CMP
INFY	1700	1600	1704
IOC	200	150	188
JSWSTEEL	900	800	821
KOTAKBANK	1800	1700	1741
LT	3500	3300	3391
LTIM	6000	5500	5601
M&M	1900	1700	1839
MARUTI	11000	11000	11378
NESTLEIND	2500	2400	2490
NTPC	340	330	338
ONGC	260	260	275
POWERGRID	280	270	275
RELIANCE	3000	2900	2931
SBILIFE	1600	1400	1510
SBIN	800	700	757
SUNPHARMA	1550	1400	1515
TATACONSUM	1200	1100	1149
TATAMOTORS	1000	920	942
TATASTEEL	150	130	143
TCS	4200	4000	4137
TECHM	1400	1300	1306
TITAN	3800	3500	3659
ULTRACEMCO	10500	9500	9925
UPL	550	500	492
WIPRO	550	500	544



**Derivative Recommendations:**

Stock Name	Call (Buy/Sell)	Entry price	Targets	Stop Loss	Duration	Status
NIL						

**FROM THE EQUITY DERIVATIVE DESK:**

**NIRAV HARISH CHHEDA**  
AVP - DERIVATIVES AND TECHNICAL RESEARCH  
E-Mail: [nirav.chheda@nirmalbang.com](mailto:nirav.chheda@nirmalbang.com)  
Tel no: 6273-8199/8000

**AMIT BHUPTANI**  
SNR.DERIVATIVES AND TECHNICAL RESEARCH ANALYST  
E-Mail: [amit.bhuptani@nirmalbang.com](mailto:amit.bhuptani@nirmalbang.com)  
Tel no: 6273-8242/8000

**DISCLOSURES**

Research Reports that are published by Nirmal Bang Securities Private Limited (hereinafter referred to as "NBSPL") are for private circulation only. NBSPL is a registered Research Analyst under SEBI (Research Analyst) Regulations, 2014 having Registration no. INH000001766. NBSPL is also a registered Stock Broker with National Stock Exchange of India Limited, BSE Limited, Metropolitan Stock Exchange of India Limited, Multi Commodity Exchange of India Limited, National Commodity and Derivative Exchange Limited and Indian Commodity Exchange Limited in cash and Equity and Commodities derivatives segments.

NBSPL has other business divisions with independent research teams separated by Chinese walls, and therefore may, at times, have different or contrary views on stocks and markets.

NBSPL or its associates have not been debarred / suspended by SEBI or any other regulatory authority for accessing / dealing in securities Market. NBSPL, its associates or analyst or his relatives do not hold any financial interest (Except Investment) in the subject company. NBSPL or its associates or Analyst do not have any conflict or material conflict of interest at the time of publication of the research report with the subject company. NBSPL or its associates or Analyst or his relatives may or may not hold beneficial ownership of 1% or more in the subject company at the end of the month immediately preceding the date of publication of this research report.

NBSPL or its associates / analyst has not received any compensation / managed or co-managed public offering of securities of the company covered by Analyst during the past twelve months. NBSPL or its associates have not received any compensation or other benefits from the company covered by Analyst or third party in connection with the research report. Analyst has not served as an officer, director or employee of Subject Company. NBSPL / analyst has not been engaged in market making activity of the subject company.

Analyst Certification: The research analysts and authors of these reports, hereby certify that the views expressed in this research report accurately reflects my/our personal views about the subject securities, issuers, products, sectors or industries. It is also certified that no part of the compensation of the analyst(s) was, is, or will be directly or indirectly related to the inclusion of specific recommendations or views in this research. The analyst(s) principally responsible for the preparation of this research report and has taken reasonable care to achieve and maintain independence and objectivity in making any recommendations.

**DISCLAIMER**

This report is for the personal information of the authorized recipient and does not construe to be any investment, legal or taxation advice to you. NBSPL is not soliciting any action based upon it. Nothing in this research shall be construed as a solicitation to buy or sell any security or product, or to engage in or refrain from engaging in any such transaction. In preparing this research, we did not take into account the investment objectives, financial situation and particular needs of the reader.

This research has been prepared for the general use of the clients of NBSPL and must not be copied, either in whole or in part, or distributed or redistributed to any other person in any form. If you are not the intended recipient you must not use or disclose the information in this research in any way. Though disseminated to all the customers simultaneously, not all customers may receive this report at the same time. NBSPL will not treat recipients as customers by virtue of their receiving this report. This report is not directed or intended for distribution to or use by any person or entity resident in a state, country or any jurisdiction, where such distribution, publication, availability or use would be contrary to law, regulation or which would subject NBSPL & its group companies to registration or licensing requirements within such jurisdictions.

The report is based on the information obtained from sources believed to be reliable, but we do not make any representation or warranty that it is accurate, complete or up-to-date and it should not be relied upon as such. We accept no obligation to correct or update the information or opinions in it. NBSPL or any of its affiliates or employees shall not be in any way responsible for any loss or damage that may arise to any person from any inadvertent error in the information contained in this report. NBSPL or any of its affiliates or employees do not provide, at any time, any express or implied warranty of any kind, regarding any matter pertaining to this report, including without limitation the implied warranties of merchantability, fitness for a particular purpose, and non-infringement. The recipients of this report should rely on their own investigations.

This information is subject to change without any prior notice. NBSPL reserves its absolute discretion and right to make or refrain from making modifications and alterations to this statement from time to time. Nevertheless, NBSPL is committed to providing independent and transparent recommendations to its clients, and would be happy to provide information in response to specific client queries.

Before making an investment decision on the basis of this research, the reader needs to consider, with or without the assistance of an adviser, whether the advice is appropriate in light of their particular investment needs, objectives and financial circumstances. There are risks involved in securities trading. The price of securities can and does fluctuate, and an individual security may even become valueless. International investors are reminded of the additional risks inherent in international investments, such as currency fluctuations and international stock market or economic conditions, which may adversely affect the value of the investment. Opinions expressed are subject to change without any notice. Neither the company nor the director or the employees of NBSPL accept any liability whatsoever for any direct, indirect, consequential or other loss arising from any use of this research and/or further communication in relation to this research. Here it may be noted that neither NBSPL, nor its directors, employees, agents or representatives shall be liable for any damages whether direct or indirect, incidental, special or consequential including lost revenue or lost profit that may arise from or in connection with the use of the information contained in this report.

Copyright of this document vests exclusively with NBSPL. Our reports are also available on our website [www.nirmalbang.com](http://www.nirmalbang.com)